



▶▶▶ **PRINTING INSTRUCTIONS**

Instructions for Printing onto **Chromolux Binders** with **FOREVER Variofilm**

▶▶▶ **PRINT SETTINGS**

COLOR COPIER

Paper Mode: See list on reverse side
Image Mode: Mirror image
Feeding: Bypass (manual feeding)

LASER PRINTER

Paper Mode: See list on reverse side
Image Mode: Mirror image
Feeding: Bypass (manual feeding)

▶▶▶ **TRANSFER SETTINGS**

	AUTOMATIC HEAT PRESS	MANUAL HEAT PRESS	
PRESSURE	5 bar (70 PSI)	High/maximum	
TEMPERATURE	200° C (390° F)	200° C (390° F)	
TIME	45 seconds	60 seconds	

▶▶▶ **TRANSFER APPLICATION**

- ▶ Preheat the **silicone pad universal** for 5-10 seconds, then put it aside.
- ▶ Place the **chromolux binder** on the lower plate, cover it with the silicone pad - preheated side facing down - and press for 10 seconds to reduce the humidity in the material.
- ▶ Peel the backing paper off the **FOREVER Variofilm**.
- ▶ Place the **FOREVER Variofilm** foil (sticky side face up) on the chromolux binder and cover it with **Antistick** (glossy side face down).
- ▶ Place the silicone pad on top of all and press according to the above mentioned settings.
- ▶ Wait for the chromolux binder to cool down **COMPLETELY** before removing **FOREVER Variofilm** foil.

▶ **ANY PROBLEMS?** Visit our website www.forever-ots.com
Click Video, choose the transfer paper, transfer machine, the product and watch the specific application!



▶▶▶ **PRINTING INSTRUCTIONS**

Instructions for Printing onto Puzzles
with **FOREVER Variofilm**

▶▶▶ **PRINT SETTINGS**

COLOR COPIER

Paper Mode: See list on reverse side
Image Mode: Mirror image
Feeding: Bypass (manual feeding)

LASER PRINTER

Paper Mode: See list on reverse side
Image Mode: Mirror image
Feeding: Bypass (manual feeding)

▶▶▶ **TRANSFER SETTINGS**

	AUTOMATIC HEAT PRESS	MANUAL HEAT PRESS	
PRESSURE	5 bar (70 PSI)	High/Medium	
TEMPERATURE	200° C (390° F)	200° C (390° F)	
TIME FOR A6	55 seconds	65 seconds	
A4	65 seconds	75 seconds	
A3	75 seconds	85 seconds	


















▶▶▶ **TRANSFER APPLICATION**











- ▶ Preheat the **puzzle** for 5 seconds to reduce the humidity in the material and remove it from the transfer press.
- ▶ Preheat the **silicone pad universal** for 5-10 seconds, then put it aside.
- ▶ Place a sheet of silicone paper (**Antistick**) on the lower plate (glossy side face up).
- ▶ Place the puzzle on top of that.
- ▶ Peel the backing paper off the **FOREVER Variofilm**.
- ▶ Place **FOREVER Variofilm** foil (sticky side face up) on the puzzle and cover it with Antistick (glossy side face down).
- ▶ Place the silicone pad - preheated side down - on top of all and press according to the above mentioned settings.
- ▶ Wait for the puzzle to cool down **COMPLETELY** before removing the **FOREVER Variofilm** foil.

▶ **ANY PROBLEMS?** Visit our website www.forever-ots.com
Click Video, choose the transfer paper, transfer machine, the product and watch the specific application!



**PRINTER COMPATIBILITY LIST
FOREVER Variofilm**

BRAND	MODEL	PRINTER SETTINGS
CANON	CLC 200 	HEAVY PAPER
	CLC 300-350 	HEAVY PAPER
	CLC 500-550 	HEAVY PAPER
	CP 600 	UNSUITABLE
	CLC 700 	HEAVY PAPER
	CLC 800 	HEAVY PAPER
	CLC 900-950 	HEAVY PAPER
	CLC 1000 	HEAVY PAPER
	CLC 1100 	HEAVY PAPER
	CLC 1130 	HEAVY PAPER
	CLC 1150 	HEAVY PAPER
	CLC 1160 	HEAVY PAPER
	CLC 1180 	HEAVY PAPER
	CLC 3200	UNSUITABLE
	DEVELOP	QC 2235+
QC 3101		UNSUITABLE
ineo 450+		UNSUITABLE
EPSON	Laser C 8500	UNSUITABLE
	Laser C 8600	UNSUITABLE
	Aculaser C 1100	UNSUITABLE
HP	2500 L	LABEL
	2550 L	LABEL
	3500 N	HEAVY PAPER
	4550	UNSUITABLE
	3550	UNSUITABLE
	2600 N	TRANSPARENCY
KYOCERA	FS-C5020N	FOIL
LEXMARK	C912	UNSUITABLE
MINOLTA	MagiColor 2 	TRANSPARENCY
	Bizhub C 250	THICK PAPER 1
	Bizhub C 350	UNSUITABLE
	Bizhub C 450	UNSUITABLE
	Bizhub Pro C500	UNSUITABLE
	CF 2002	NORMAL PAPER
	CF 3102	NORMAL PAPER
	QMS 2200 	LABEL
	QMS 2300 DL	THICK STOCK
	QMS 2350	THICK STOCK
	MC 2400 W	LABEL
QMS 6100 DL 	HEAVY PAPER	
NASHUATEC	DSC 328 	TRANSPARENCY

BRAND	MODEL	PRINTER SETTINGS
OKI	C 3100/3200	LABEL
	C 5200/5400	LABEL
	C 5700	GLOSSY PAPER
	C 9300/9500	LABEL
	C 9600	LABEL
	C 9800	LABEL
RICOH	Aficio AP3800C	LABEL
	Aficio 2228C 	TRANSPARENCY
TALLY	8004/81004 	UNSUITABLE
	8008	LABEL
	8204 	UNSUITABLE
	8006e 	HEAVY PAPER
TOSHIBA	eStudio 211c 	UNSUITABLE
	eStudio 311c 	UNSUITABLE
UTAX	CDC1526D	UNSUITABLE
XANTE	600 	HEAVY PAPER
	1200 PRO 	HEAVY PAPER
XEROX	DC 12 	HEAVY PAPER
	DC 3535	UNSUITABLE
	Workcenter 3545	LABEL
	DC 50 	HEAVY PAPER
	M 24	THIN PAPER
	Phaser 7750	UNSUITABLE
	DC 240/250	UNSUITABLE